


**LightLEEDer** **GE Retrofit Insert -22 -30 -38 -46 Emergency UL 924**

**Overview**

A LightLEEDer GE Retrofit Insert -22 -30 -38 -46 Emergency UL 924 can take your present outdated or failing GE lighting control system and get it up to today's standards. It provides a dependable, flexible, and energy savings controller featuring the robust Reliant40 relay. The EM Retrofit provides Emergency UL 924 operation for the panel relays and meets NFPA requirements. These panels will automatically provide a Force On, Force Off, or No Change operation for the relays based on loss of normal power. Under normal conditions, all the enhanced features of the LightLEEDer system are available with this retrofit system. Upgrades are as simple as removing the existing hardware and replacing it with the hardware provided on a single backplate insert, reusing the existing enclosure, conduit, and wiring. It is provided with a hinged locking flush mount door.



**Features**

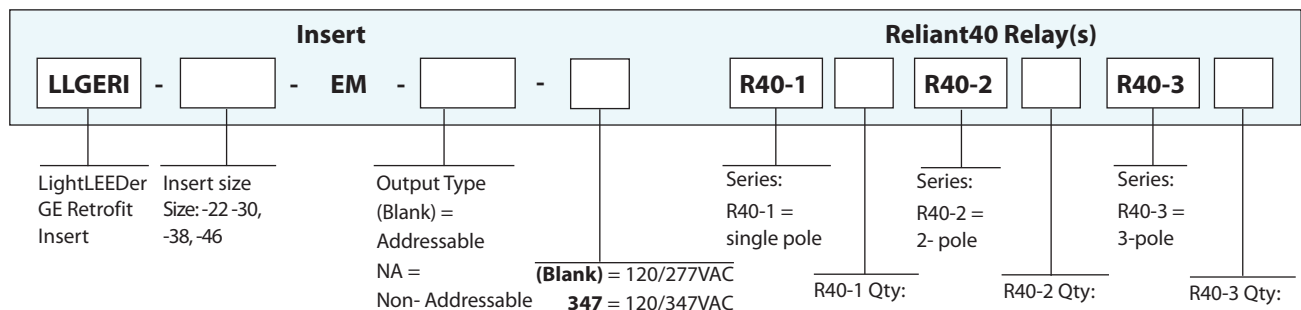
- **Made in the USA**
- **Digital CAT5** ready
- **Electronics, Relays, and Transformer** provided on a single insert
- **UL 924** bypass relay operation of R40 relays
- **Selectable** Force On, Force Off, or No change
- **Standard Relays** R40-1 relay supported, Non-Addressable option supports 1, 2 and 3-pole R40
- **Addressable** relay driver boards provided as standard for Left/Right sequencing, non-addressable option provides Odd/Even sequencing
- **Normal & EM** relays in the same enclosure
- **High Voltage Dividers** for separation
- **3-Phase** monitoring module (LL-PMM)
- **Remote** test switch input and status output
- **NO/NC** dry contact output from PMM
- **Door Included** for the enclosure
- **Reuse** existing enclosure
- **LightLEEDer** standard panel operation supported
- **Network** compatible with other LightLEEDer panels and BAS interfaces

**Warranty**

Five-year limited warranty

**Ordering**

**NOTE: EM Inserts with a Addressable UL924 board will only support the R40-1, 1-pole relay. The 2-pole or 3-pole relays requires ordering the Non-Addressable option.**

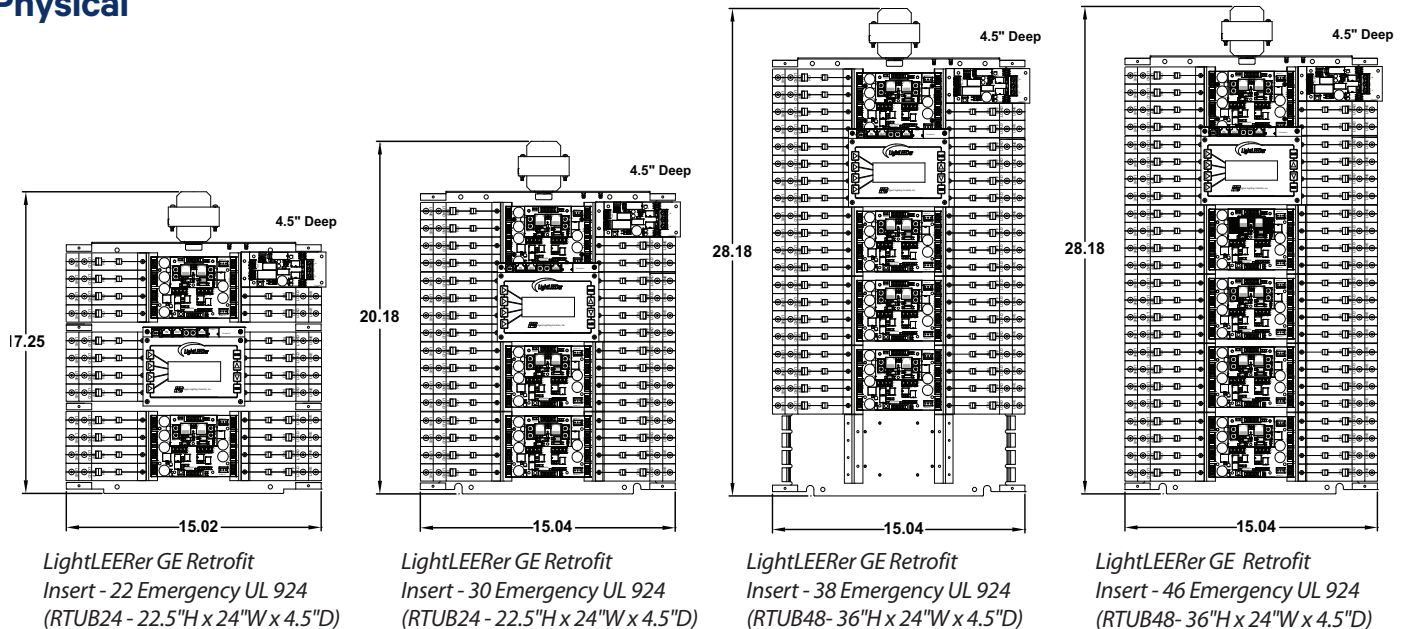


LLGERI-xx-EM  
3-19-2024 Rev.E

## LightLEEDer

## GE Retrofit Insert -22 -30 -38 -46 Emergency UL 924

## Physical



## Specifications

**Relays:**

- Superior latching relays
- Switch type override control
- Lockout feature disables control from panel
- 40 Amps @ 120, 277, 347 VAC
- SCCR to 18,000 symmetrical amps

**Safeguards:**

- Power surge and spike suppression up to 123 volts on the 24VAC power input
- Data line surge and spike suppression up to 8kv direct and 15kv thru air
- Memory retention for firmware and programming up to 200 years and electrostatic discharge to 4kv
- Real-Time-Clock time retention 45 days or greater without power
- Internal memory backup and restore

**Physical:**

- 22 Relay Insert: 17.25"H x 15.04" W x 4.25" D (22.5" H x 24" W Door Included)
- 30 Relay Insert: 20.18"H x 15.04" W x 4.25" D (22.5" H x 24" W Door Included)
- 38 Relay Insert: 28.18"H x 15.04" W x 4.25" D (36" H x 24" W Door Included)
- 46 Relay Insert: 28.18"H x 15.04" W x 4.25" D (36" H x 24" W Door Included)
- Double sided construction similar to GE
- Provided with pre-drilled mounting holes
- High voltage barriers separate Normal/Emergency/Class2
- Relay Bypass output module (RBOM)
- Phase monitoring module (PMM)

**NOTE:** If door size is not listed contact ILC

**Electrical:**

- 120/277 VAC @ 1 amps
- PMM monitors 120/277VAC, or optional 120/347 VAC

**Capacities:**

- Up to 46 single pole relays with PMM
- 1 to 4 add-on modules

**Operating Environment:**

- Location: Interior space
- Operating Temperature: 0° to 50° C
- Humidity: 10% - 90% Non-condensing
- Atmosphere: Non-explosive/corrosive
- Vibration: Stationary

**Certifications and Approvals:**

- UL and CUL listed
- FCC Part 15
- UL 924
- Title 24
- ASHRAE compliant
- LEED compliant